











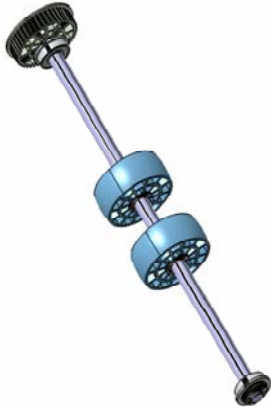

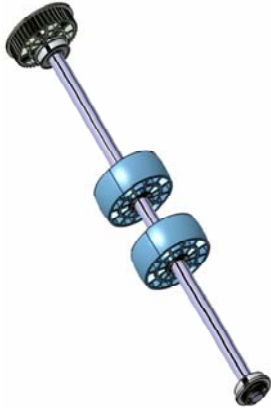














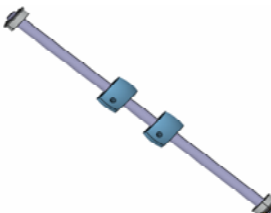

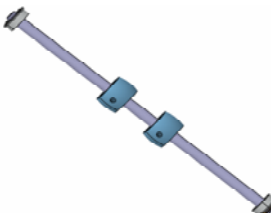





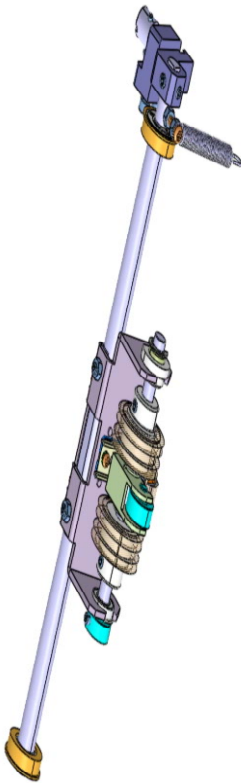























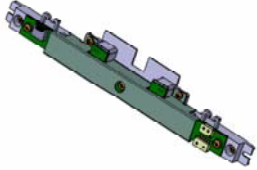






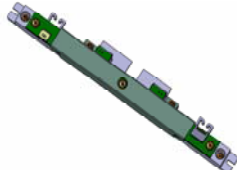






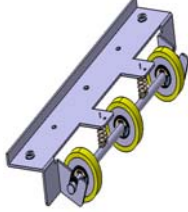


































PRODUCT	MAIN ASSEMBLY PICTURE	SUB ASSEMBLY PICTURE	PART PICTURE	PART NAME	Q'TY/1SET	PART NO	VERSION
KICKER ROLLER UNIT				KICKER ROLLER ASSEMBLY INCLUDES KICKER ROLLER RUBBER	1	SET-1012	V1.0
				KICKER ROLLER RUBBER(FEED ROLLER RUBBER)	2	0027-3	V1.0
				S3M 44T GEAR	1	1071	V1.0
				DRIVING SHAFT BEARING (F688ZZ)	2	0046	
				E-RING 7	3	0319-7	
				PLAIN WASHER (Φ8)	2	BOLT-004	
				WAVE-WASHER (Φ8)	1	BOLT-001	
BITE ROLLER UNIT				BITE ROLLER ASSEMBLY+RING V3.0 INCLUDES BITE ROLLER RUBBER V3.0	1	SET-1010-1	
				BITE ROLLER RUBBER V3.0	2	1121-2	V1.0 V2.0 V3.0
				BITE UNION ROLLER LEFT	1	SET-1009	V1.0
				BITE UNION ROLLER RIGHT	1	1075-2	V1.0
				BITE ROLLER RING + HEXA SOCKET SET SCREW (M4X8) ONLY USED WITH BITE ROLLER ASSEMBLY V3.0	1	1069	V1.0
				S3M 44T GEAR	1	1071	V1.0
				Φ10 BEARING CORE	2	1060	
				Φ10 BEARING (600ZZ)	2	1152	
				WAVE-WASHER (Φ10)	1	SO-WA-012	
				E-RING 9	3	0319-9	
				E-RING 7	1	0319-7	










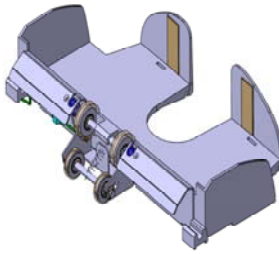



















PRODUCT	MAIN ASSEMBLY PICTURE	SUB ASSEMBLY PICTURE	PART PICTURE	PART NAME	Q'TY/1SET	PART NO	VERSION
CF TRANS ROLLER UNIT				CF TRANS ROLLER ASSEMBLY	1	SET-1065	V1.0
				MAIN DRIVING PULLEY	2	1072	V1.0
				LINK DRIVING PULLEY + RUBBER ASSY	3	SET-1013	
				DRIVE SHAFT BEARING (F688ZZ)	2	0046	
				E-RING 7	4	0319-7	
				PLAIN WASHER (Φ8)	2	BOLT-004	
				WAVE-WASHER (Φ8)	1	BOLT-001	
ADDITION ROLLER UNIT				ADDITION ROLLER ASSEMBLY	1	SET-1066	V1.0
				MAIN DRIVING PULLEY	1	1072	V1.0
				LINK DRIVING PULLEY + RUBBER ASSY	2	SET-1013	
				DRIVE SHAFT BEARING (F688ZZ)	2	0046	
				PLAIN WASHER (Φ8)	2	BOLT-004	
				WAVE-WASHER (Φ8)	1	BOLT-001	
				E-RING 7	3	0319-7	









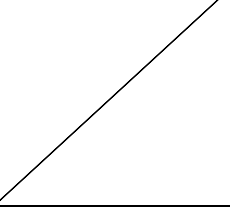


















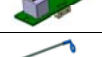






PRODUCT	MAIN ASSEMBLY PICTURE	SUB ASSEMBLY PICTURE	PART PICTURE	PART NAME	Q'TY/1SET	PART NO	VERSION
TURNOVER ROLLER UNIT				TURNOVER ROLLER ASSEMBLY	1	S-SET-1032-1	V1.0
				S3M 44T GEAR	1	1071	V1.0
				TURNOVER BEARING (F699ZZ)	2	1153	
				E-RING 8	2	0139-8	
				PLAIN WASHER (Φ9)	2	BOLT-005	
				WAVE-WASHER (Φ10)	1	SO-WA-012	
				E-RING 7	1	0319-7	
SORTING ROLLER UNIT				SORTING ROLLER ASSEMBLY V2.0	1	SET-1033-1	V1.0 V2.0
				TURNOVER BEARING (F699ZZ)	2	1153	
				E-RING 8	2	0139-8	
				PLAIN WASHER (Φ9)	2	BOLT-005	
RETURN ROLLER UNIT				RETURN ROLLER ASSEMBLY V2.0	1	SET-1035-1	V1.0 V2.0
				TURNOVER BEARING (F699ZZ)	2	1153	
				E-RING 8	2	0139-8	
				PLAIN WASHER (Φ9)	2	BOLT-005	
				WAVE-WASHER (Φ10)	1	SO-WA-012	

























PRODUCT	MAIN ASSEMBLY PICTURE	SUB ASSEMBLY PICTURE	PART PICTURE	PART NAME	Q'TY/1SET	PART NO	VERSION
SPLIT ROLLER BRACKET UNIT				SPLIT BRACKET SHAFT	1	1044	V1.0
				Φ10 BEARING CORE	2	1060	
				Φ10 BEARING (F6900ZZ)	2	1152	
				E-RING 9	2	0319-9	
				ROUND HEAD BOLT (M4X24)	1	SO-BO-020	
				M4 NUT	2	BOLT-044	
				SPLIT BLOCK + HEXA SOCKET SET SCREW (M5X6) 2EA	1	0021-1	V1.0
				SPLIT SPRING	1	1211	
				SPLIT BRACKET + M4 NUT 2EA + HEXA SOCKET SET SCREW (M4X6) 2EA	1	1161-2	V1.0 V2.0
				SPLIT ROLLER ASSEMBLY + HEXA SOCKET SET SCREW (M5X6) V3.0	1	SET-1019	V1.0 V2.0 V3.0
				BEARING HOLDER ASS'Y(BEARING HOLDER and Ø8 CLUTCH BEARING)	1	S-SET-015-1	V1.0
				E-RING 7	3	0319-7	
				SPLIT ROLLER SHAFT RING +HEXA SOCKET SET SCREW (M4X6) V3.0	1	1126-2	V1.0
				DRIVE SHAFT BEARING(688ZZF)	1	0046	
				SPLIT GUIDE PLATE	1	1196-1	V1.0
				SPLIT TENSION ROLLER ASSEMBLY	1	S-SET-1019-2	V1.0
				SEM'S BOLT (M3x6)	2	SO-BO-002	
				SEM'S BOLT (M4x10)	2	SO-BO-009	
		ADDITIONAL PARTS		SPLIT TILT ROLLER	1	1046	V1.0 V2.0
				SPLIT TILT ROLLER HOUSING(NEW)	1	1082-1	V1.0 V2.1
				SPLIT CONTROL BLOCK ASSEMBLY	1	SET-1039	V1.0

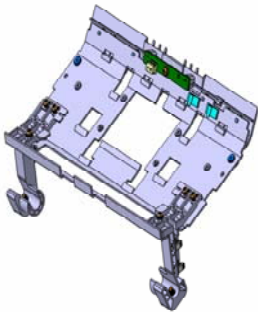

















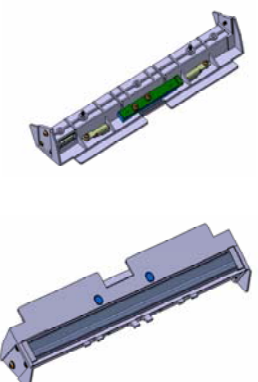










PRODUCT	MAIN ASSEMBLY PICTURE	SUB ASSEMBLY PICTURE	PART PICTURE	PART NAME	Q'TY/1SET	PART NO	VERSION
CF FRONT SENSOR BOARD UNIT				CF FRONT SENSOR BOARD ASSEMBLY(F1.5)	1	SET-1040-2	V2.0
				DETECTOR CF COVER FRONT(cutting)	1	1166-1	V1.0
				FRONT SENSOR HARNESS	1	1250	V1.0
				ROUND HEAD BOLT (M3x6)	2	SO-BO-013	
				SEM'S BOLT (M3x6)	2	SO-BO-014	
CF REAR SENSOR BOARD UNIT				CF REAR SENSOR BOARD ASSEMBLY(F1.5)	1	SET-1041-2	V2.0
				DETECTOR CF COVER	1	1166	V1.0
				REAR SENSOR HARNESS	1	1249	V1.0
				ROUND HEAD BOLT (M3x6)	2	SO-BO-013	
				SEM'S BOLT (M3x6)	2	SO-BO-014	
CF TRANS TENSION ROLLER UNIT	 ASS'Y NAME : CF TRANS TENSION ROLLER + BRACKET ASS'Y ASS'Y NUMBER : 9-SET-1065-1	 ASS'Y NAME : CF TRANS TENSION ROLLER ASSEMBLY ASS'Y NUMBER : 9-SET-1071		CF TRANS TENSION ROLLER SHAFT	1	1049	V1.0
				GUIDE ROLLER (WITH BEARING(685ZZ) AND CORE)	3	0010	V1.0
				E-RING 4	8	0319-4	
				FILM WASHER	2		
		ADDITIONAL PARTS		CF TRANS TENSION ROLLER PLATE	1	1167	V1.0
				CF TENSION ROLLER SPRING	2		V1.0
ADDITION TENSION ROLLER UNIT	 ASS'Y NAME : ADDITION TENSION ROLLER + BRACKET ASS'Y ASS'Y NUMBER : 9-SET-1066-1	 PART NAME : ADDITION TENSION ROLLER ASSEMBLY ASS'Y NUMBER : 9-SET-1072		ADDITION TENSION ROLLER SHAFT	1	1050	V1.0
				ADDITION TENSION ROLLER WITH BEARING(685ZZ)	2	1129	V1.0
				E-RING 4	6		
				FILM WASHER	2		
		ADDITIONAL PARTS		ADDITION TENSION ROLLER PLATE	1	1168	V1.0
				CF TENSION ROLLER SPRING	2		V1.0

































































PRODUCT	MAIN ASSEMBLY PICTURE	SUB ASSEMBLY PICTURE	PART PICTURE	PART NAME	Q'TY/1SET	PART NO	VERSION
SORTING CAM UNIT		ADDITIONAL PARTS		SORTING CAM (WITH SHAFT) V2.0	1	SET-1031	V1.0 V2.0
				SORTING CAM LINK SHAFT V2.0	1	1057	V1.0 V2.0
				ROUND HEAD BOLT (M3x8S)	1		
				SORTING CAM SHAFT BEARING(F686ZZ)	1	1155	
				E-RING 5	1		
				SWING SELECTOR WITH HARNESS (SOLENOID)	1	SET-1038	V1.0
				SEM'S BOLT (M3x6)	1	SO-BO-014	
STACKER DRIVE ROLLER UNIT				STACKER DRIVE ROLLER ASSEMBLY	1	S-SET-1034-1	V1.0
		ADDITIONAL PARTS			STACKER DRIVE PULLEY	1	1110
			TURNOVER BEARING (F699ZZ)	2	1153		
			E-RING 5	1			
			E-RING 8	4	0139-8		
			PLAIN WASHER (Φ9)	2	BOLT-005		
			WAVE-WASHER (Φ10)	1	SO-WA-012		





















PRODUCT	MAIN ASSEMBLY PICTURE	SUB ASSEMBLY PICTURE	PART PICTURE	PART NAME	Q'TY/1SET	PART NO	VERSION
STACKER ROLLER UNIT				STACKER ROLLER ASSEMBLY	1	S-SET-1061	V1.0
				STACKER ROLLER	2	0058	V1.0
				STACKER ROLLER PULLEY	1	1111	V1.0
				DRIVING SHAFT BEARING(F688ZZ)	2	0048	
				E-RING 7	5	0319-7	
				PIN (Φ3-16)	2	0028-1	
				PLAIN WASHER (Φ8)	2	BOLT-005	
REJECT POCKET UNIT	 <div>ASS'Y NAME : REJECT POCKET ASS'Y(TOTAL) ASS'Y NUMBER : S-SET-1048-4</div>			REJECT POCKET COUNTER PLATE ASSEMBLY (INCLUDE CABLE+MOUNT 2EA)	1	1200	V1.0 V2.0
				GROUND CABLE(110mm)	1	0206	
				REJECT POCKET	1	1115-1	
				REJECT POCKET RIGHT WING	1	1115-2	V1.0
				REJECT POCKET DOOR PORON	2	1117	
				REJECT POCKET LEFT WING	1	1115-3	V1.0
				REJECT POCKET WING SPRING	2	1219	V1.0
				COUNTERSUNK FLAT HEAD SCREW (M3X6) (USED FROM VER 3.0)	2		
				REJECT POCKET WING PIN	2	1067	V1.0
				POCKET ROLLER BRACKET	1	1193	V1.0 V2.0
				GUIDE ROLLER (WITH BEARING(F685ZZ) AND CORE)	2	0010	V1.0
				REJECT POCKET ROLLER SHAFT	1	1055	V1.0
				MAIN POCKET ROLLER (WITH BEARING(F685ZZ) AND CORE)	2	SET-1016	V1.0
				MAIN POCKET TENSION ROLLER SHAFT	1	1056	V1.0
				SORTING TENSION ROLLER SPRING	1		V1.0
				E-RING 4	10		
				FILM WASHER	2		
				COUNTERSUNK FLAT HEAD SCREW (M3X6) (USED FROM VER 3.0)	2		

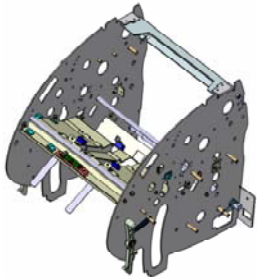

























PRODUCT	MAIN ASSEMBLY PICTURE	SUB ASSEMBLY PICTURE	PART PICTURE	PART NAME	Q'TY/1SET	PART NO	VERSION
IR FRONT SENSOR BOARD UNIT				IR FRONT BOARD ASSEMBLY	1	SET-1046	V1.0 V2.0
				IR SENSOR BOARD PORON	1	1133-3	V1.0
				IR PLATE	1	1471	V1.0
				IR FRONT SENSOR HARNESS (250mm)(18P)	1	1313	V1.0
				SEM'S BOLT (M3x6)	2	SO-BO-002	
IR REAR SENSOR BOARD UNIT				IR REAR BOARD ASSEMBLY(WITH PORON)	1	SET-1047	V1.0
				IR SENSOR BOARD PORON	1	1133-3	V1.0
				IR REAR SENSOR HARNESS (70mm)(18P) VERSION 2.0	1	1312	V1.0
				SEM'S BOLT (M3x6)	2	SO-BO-002	
MR SENSOR UNIT FOR 1MG		 PART NAME : MR SENSOR ASSEMBLY FOR 1MG PART NUMBER : SET-1043-1		MR SENSOR BOARD WITH MR SENSOR (VERSION 2.0)	1	SET-1043-5	V2.0
				MR SENSOR HOUSING (VERSION 2.0)	1	1090	V2.0
				GROUND CABLE	1	1320	
				BIND WASHER HEAD TAPPING SCREW (M3x6)	6		
		ADDITIONAL PART		MR SENSOR HARNESS	1	1251	V2.0
				ROUND HEAD BOLT (M3x8)	1		
				PLAIN WASHER (Φ3)	1		
				SEM'S BOLT (M3x8)	1	SO-BO-014	
MR SENSOR UNIT FOR 3MG		 PART NAME : MR SENSOR ASSEMBLY FOR 3MG PART NUMBER : SET-1043-2		MR SENSOR BOARD WITH MR SENSOR (VERSION 2.0)	1	SET-1043-5	V2.0
				MR SENSOR HOUSING (VERSION 2.0)	1	1090	V2.0
				AH SENSOR BOARD ASSY	2	SET-1043-3	V1.0
				GROUND CABLE	1	1320	
		ADDITIONAL PART		BIND WASHER HEAD TAPPING SCREW (M3x6)	6		
				MR-AH SENSOR HARNESS	1	1251-1	V2.0
				ROUND HEAD BOLT (M3x8)	1		
				PLAIN WASHER (Φ3)	1		
				SEM'S BOLT (M3x8)	1	SO-BO-014	

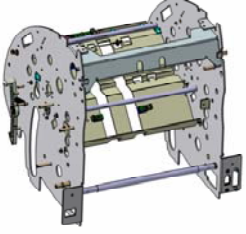
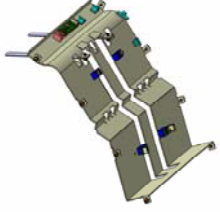






















PRODUCT	MAIN ASSEMBLY PICTURE	SUB ASSEMBLY PICTURE	PART PICTURE	PART NAME	Q'TY/1SET	PART NO	VERSION
MR-ROLLER UNIT FOR 1MG		ADDITIONAL PARTS		MR BRUSH ASSEMBLY(1MG)	1	SET-1014	V1.0
				MR ROLLER PULLEY	1	1077	V1.0
				DRIVE SHAFT BEARING(F688ZZ)	2	0046	
				PLAIN WASHER (Φ8)	2	BOLT-005	
				WAVE-WASHER (Φ8)	1	BOLT-001	
				E-RING 7	2	0319-7	
				E-RING 5	1		
MR ROLLER UNIT FOR 3MG		ADDITIONAL PARTS		MR BRUSH ASSEMBLY(3MG)	1	SET-1014-1	V1.0
				MR ROLLER PULLEY	1	1077	V1.0
				DRIVE SHAFT BEARING(F688ZZ) (일체)	2	0046	
				PLAIN WASHER (Φ8)	2	BOLT-005	
				WAVE-WASHER (Φ8)	1	BOLT-001	
				E-RING 7	2	0319-7	
				E-RING 5	1		
MAIN MOTOR UNIT				MAIN MOTOR & HARNESS(250mm)	1	SET-1036-1	V1.0
				SEM'S BOLT (M3x6)	1	SO-BO-014	
				MAIN MOTOR (DRIVING) PULLEY	1	1078-1	V1.0 V2.0
SUB MOTOR UNIT				SUB MOTOR & HARNESS(340mm)	1	SET-1037-1	V1.0
				SEM'S BOLT (M3x6)	1	SO-BO-014	
				SUB MOTOR DRIVING PULLEY	1	1078	V1.0

















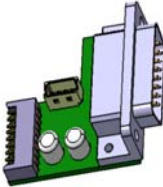












PRODUCT	MAIN ASSEMBLY PICTURE	SUB ASSEMBLY PICTURE	PART PICTURE	PART NAME	Q'TY/1SET	PART NO	VERSION
DETECTOR FRONT MODULE UNIT				CIS REFLECTOR(NEW)	1	1116	V1.0
				CIS COUNTER SENSOR BOARD(CN5)	1	SET-1003	V1.0
				BIND WASHER HEAD TAPPING SCREW (M3x6)	1		
				CIS COUNTER SENSOR HARNESS(CN5)	1	1252	V1.0
				DETECTOR FRONT PLATE V3.0 (FOR 1MG)	1	1162-2	V1.0 V2.0 V3.0
				DETECTOR FRONT PLATE V3.0 (FOR 3MG)	1	1162-3	V1.0 V2.0 V3.0
				METAL CLAMP (SMALL)	2		
				COUNTERSUNK FLAT HEAD SCREW (M3X6) (USED FROM VER 3.0)	4		
				DETECTOR LOWER LEFT HINGE	1	1083	V1.0 V2.0
				DETECTOR LOWER RIGHT HINGE	1	1084	V1.0 V2.0
				HINGE COVER (L)	1	1086-1	
				HINGE COVER (R)	1	1086-2	
				ROUND HEAD BOLT (M3x6)	4	SO-BO-013	
				SEM'S BOLT (M3x6)	2	SO-BO-014	
				HARNESS MOUNT(S)	3		
				DETECTOR RUBBER	2	1132	
				SEM'S BOLT (M4x10)	2	SO-BO-009	
CIS HOUSING UNIT				DETECTOR CIS HOUSING-V3.0	1	1088-1	V1.0 V2.0 V3.0
				CIS SENSOR(WHITE)	1	1267	V1.0
				CIS PLAIN PLATE	2	1198	V1.0
				CIS IMAGE SENSOR HARNESS	1	1253	V1.0
				TAPPING SCREW (M2.6x6)	4		
				CIS BEFORE LED BOARD ASSEMBLY(CN1)NEW	1	SET-1004-1	V1.0
				HOPPER SENSOR HARNESS	1	1244	V1.0
				BIND WASHER HEAD TAPPING SCREW (M3x6)	2		
				TAPPING SCREW (M3x6)	2		
				SEM'S BOLT (M3x6)	4	SO-BO-002	

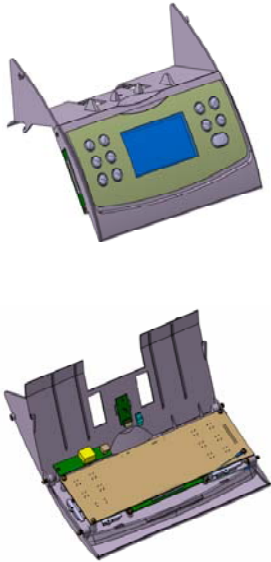
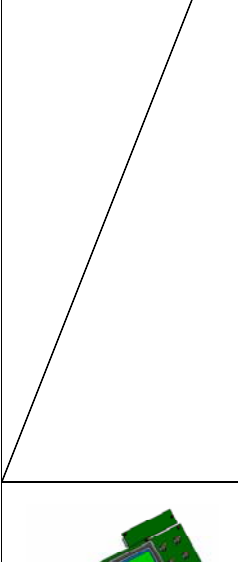












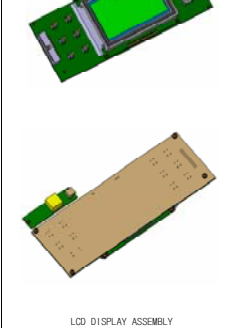









PRODUCT	MAIN ASSEMBLY PICTURE	SUB ASSEMBLY PICTURE	PART PICTURE	PART NAME	Q'TY/SET	PART NO	VERSION
CF&IR BOARD UNIT		   ADDITIONAL PARTS		CF/IR MAIN BOARD (FOR CENTER MG)	1	1501	V1.0
				CF ES SHIELD	1	1469	V1.0 V2.0
				SEM'S BOLT (M3x6)	4	SO-BO-002	
CF&IR BOARD UNIT		   ADDITIONAL PARTS		CF/IR MAIN BOARD (FOR CENTER AND SIDE MG)	1	1503	V1.0
				CF ES SHIELD	1	1469	V1.0 V2.0
				SEM'S BOLT (M3x6)	4	SO-BO-002	
CDM BOARD UNIT		    ADDITIONAL PARTS		CDM BOARD ASSY	1	1504	V1.0
				CIS ES SHIELD	1	1468	V1.0 V2.0
				SEM'S BOLT (M3x6)	4	SO-BO-002	
				MR SENSOR HARNESS (USED ONLY WITH CDM BOARD)	1	1251-2	
BELT UNIT		      ADDITIONAL PARTS		MAIN MOTOR BELT	1	1143-1	V1.0 V2.0
				SUB MOTOR BELT	1	1144-1	V1.0
				LINK DRIVING BELT	1	1141-1	V1.0
				JOIN BELT	1	1142-1	V1.0
				STACKER BELT	1	1145-1	V1.0
				SORTING BELT	2	1146	V1.0
DETECTOR REAR MODULE UNIT		           ADDITIONAL PARTS		DETECTOR REAR PLATE (IR)	1	1163-2	V1.0 V2.0
				METAL CLAMP (SMALL)	1		
				HARNESS MOUNT(S)	3		
				DETECTOR UPPER HINGE (WITH INSERT NUT)	2	SET-1063	V1.0
				PCB MOUNT RIGHT PLATE	1	1164	V1.0
				PCB MOUNT LEFT PLATE	1	1165	V1.0
				HEXA BOLT (M3x5X10)	2		
				SEM'S BOLT (M3x14)	2		
				PLAIN WASHER (Φ3)	4		
				COUNTERSUNK FLAT HEAD SCREW (M3x6) (USED FROM VER 3.0)	2		
				ROUND HEAD BOLT (M3x6)	2	SO-BO-013	
		 PART NAME : DETECTOR HOOK LEVER ASSEMBLY		DETECTOR HOOK LEVER	1	1169	V1.0
				DETECTOR HOOK LEVER SPRING	2	1214	V1.0
				GROUND CABLE(220mm)	1	1320	
				SEM'S BOLT M4x10	2		

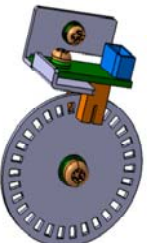






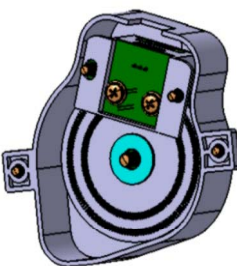










PRODUCT	MAIN ASSEMBLY PICTURE	SUB ASSEMBLY PICTURE	PART PICTURE	PART NAME	Q'TY/1SET	PART NO	VERSION
	 <div>CIS 4 MAIN BOARD</div>	 <div>ADDITIONAL PARTS</div>		CIS 4 MAIN BOARD ASSEMBLY	1	1008-3	V4.0
				CIS ES SHIELD	1	1468	V1.0 V2.0
				CF COUNTER LED & SENSOR HARNESS	1	1254	V1.0
				CIS & CF POWER HARNESS VERSION 1.0 (NOT HAVE IR POWER)	1	1256	V1.0
				CIS 1 & CF SIGNAL HARNESS VERSION 1.0 (NOT HAVE IR SIGNAL)	1	1257	V1.0
				CIS & CF/IR POWER HARNESS (120/50mm) VERSION 3.0	1	1318	V1.0 V3.0
				CF IR SIGNAL HARNESS (80mm)(14P) VERSION 2.0	1	1317	V1.0 V2.0
				CIS 2 & CF SIGNAL HARNESS (80mm)(14P) VERSION 3.0 (NOT HAVE IR SIGNAL)	1	1257-1	V1.0 V3.0
				SEM'S BOLT (M3x6)	4	SO-BO-002	
DETECTOR COVER UNIT	 <div>VER 2.0</div>	 <div>ADDITIONAL PARTS</div>		DETECTOR COVER PLATE - VER 3.0	1	1170-1	V1.0 V2.0 V3.0
				DC FAN (WITH HARNESS)	1	SET-1062	V1.0
				ROUND HEAD BOLT M3x18 (USED FROM VER 2.0)	4		
				REAR MIDDLE COVER(BLACK)- V2.0 REAR MIDDLE COVER(BLUE)- V2.0	1	1091-1 1091	V1.0 V2.0
				TERAS BOLT (M4x10)	4		
				CABLE TIE (USED FROM VER 2.0)	1		
				BIND WASHER HEAD BOLT (M3x6)	4		

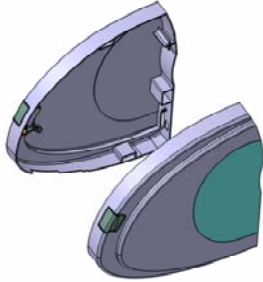
















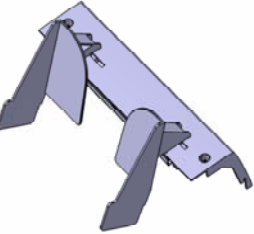













PRODUCT	MAIN ASSEMBLY PICTURE	SUB ASSEMBLY PICTURE	PART PICTURE	PART NAME	Q'TY/1SET	PART NO	VERSION
UPPER SIDE PLATE UNIT		 UPPER SIDE RIGHT ASSEMBLY		UPPER RIGHT SIDE PLATE(V2.0)	1	1171-1	V1.0 V2.0
				RIGHT FRAME HOOK	1	1093	V1.0
				E-RING 5	1		
				FRAME HOOK SPRING	1	1212	V1.0
				DETECTOR SUPPORT PLATE	1	1191	V1.0
				SEMS BOLT (M3x6)	1	SO-BO-002	
				POWER SWITCH	1	1022	V1.0
				METAL-CLAMP (SMALL)	1		
				E-RING 6	1		
		 UPPER SIDE LEFT ASSEMBLY		UPPER LEFT SIDE PLATE(V2.0)	1	1172-1	V1.0 V2.0
				LEFT FRAME HOOK	1	1094	V1.0
				E-RING 5	1		
				FRAME HOOK SPRING	1	1212	V1.0
				MODULAR JACK PLATE	1	1173	V1.0
				COUNTERSUNK FLAT HEAD SCREW M3X6	2		
				DETECTOR SUPPORT PLATE	1	1191	V1.0
				SEMS BOLT (M3x6)	1	SO-BO-002	
				MR CHAIN ROLLER (WITH CORE)	1	1131-1	V1.0 V2.0
				E-RING 4	1		
				METAL-CLAMP (SMALL)	1		
				METAL-CLAMP (LARGE)	1		
				HARNESS MOUNT(MIDDLE)	2		
				HARNESS MOUNT(S)	2		

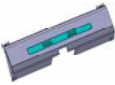








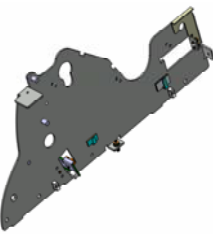









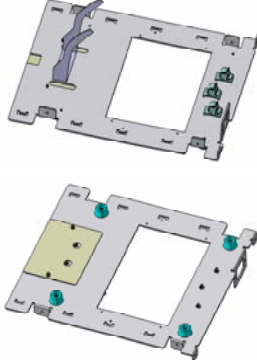










PRODUCT	MAIN ASSEMBLY PICTURE	SUB ASSEMBLY PICTURE	PART PICTURE	PART NAME	Q'TY/1SET	PART NO	VERSION
		 UPPER GUIDE PLATE ASSEMBLY		UPPER GUARD PLATE	1	1174-1	V1.0 V2.0
				REJECT INSIDE LED & SENSOR BOARD ASSEMBLY(CN3) WITH COUNTER DUAL HOUSING	1	SET-1020	V1.0
				REJECT INSIDE LED & SENSOR HARNESS(CN3)	1	1241	V1.0
				COUNTER DUAL HOUSING	1	1085	V1.0
				ROUND HEAD BOLT (M3x10)	1		
				INSULATING WASHER (Ø3)	1		
				REJECT COUNTER SENSOR BOARD WITH SENSOR(CN7L)	1	SET-1021	V1.0
				REJECT COUNTER SENSOR BOARD WITH SENSOR(CN7R)	1	SET-1022	V1.0
				SENSOR GUIDE	2	0081-1	V1.0
				REJECT COUNTER SENSOR HARNESS B(CN7)	1	1239	V1.0
				ROUND HEAD BOLT (M3x10)	2		
				METAL-CLAMP (SMALL)	4		
				REJECT POCKET RELEX BAR (MATERIAL CHANGE)	2	1175-1	V1.0 V2.0
				REJECT POCKET FLEX BAR	2	1176	V1.0
				SEM'S BOLT (M3x6)	6	SO-BO-002	
		ADDITIONAL PARTS		HINGE POSITION SHAFT	1	1052	V1.0 V2.0
				HINGE SPRING SHAFT	2	1053	V1.0 V2.0
				HEXA SOCKET SET HEAD CAP SCREW (M4X8)	3		
				FRONT POSITION SHAFT	2	1054	
				FRAME RIGHT SPRING	1	1215	V1.0
				FRAME LEFT SPRING	1	1216	V1.0
				TOP GUARD PLATE	1	1197	V1.0 V2.0

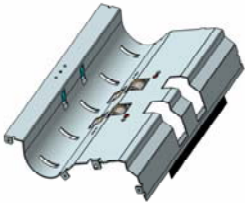







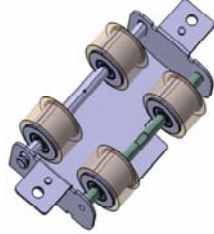








PRODUCT	MAIN ASSEMBLY PICTURE	SUB ASSEMBLY PICTURE	PART PICTURE	PART NAME	Q'TY/1SET	PART NO	VERSION
MAIN BOARD UNIT		 ADDITIONAL PARTS		MAIN BOARD ASSEMBLY(S-RAM X)	1	1001	V1.0
				S-RAM SOCKET BOARD	1	1025	V1.0
				MAIN ENCODER HARNESS	1	1235	V1.0
				MAIN ES SHIELD	1	1466	V1.0
				CF & CIS OPERATION HARNESS WITH EMC CORE(NEW)	1	1240	V1.0
				METAL-CLAMP (SMALL)	1		
				SEM'S BOLT (M3x6)	4	SO-BO-002	
DRIVE BOARD UNIT		 ADDITIONAL PARTS		MOTOR DRIVE BOARD ASSEMBLY (NEW) V2.0	1	1003	V1.0
				MOTOR OPERATION HARNESS	1	1236	V1.0
				CABLE TIE (USED FROM VER 2.0)	1		
				(NEW) MOTOR DRIVE BOARD FAN HARNESS V1.0	1	1233-1	
				SEM'S BOLT (M3x6)	4	SO-BO-002	
UPGRADE BOARD UNIT		 ADDITIONAL PARTS		RS 232 & EXTERNAL BOARD ASSY	1	1013	V1.0
				SUPPORT HEXA BOLT (M3X5X5)	2		
				UPGRADE & EXTERNAL D/P HARNESS	1	1237	V1.0
				EXTERNAL OPERATION HARNESS	1	1243	V1.0
REAL TIME BOARD UNIT		 ADDITIONAL PARTS		REAL TIME BOARD ASSEMBLY	1	1021	V1.0
				REAL TIME BOARD MOUNT	2	1140-5	V1.0
				COUNTERSUNK FLAT HEAD (M4x10)	2		
				REAL TIME HARNESS	1	1260	V1.0
				SEM'S BOLT (M3x6)	2	SO-BO-002	

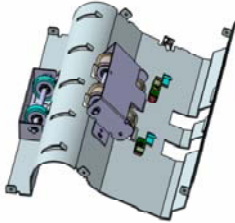



















PRODUCT	MAIN ASSEMBLY PICTURE	SUB ASSEMBLY PICTURE	PART PICTURE	PART NAME	Q'TY/1SET	PART NO	VERSION
FRONT COVER UNIT				FRONT COVER(BLACK)-V3.0 FRONT COVER(BLUE)-V3.0	1	1097-3 1097-2	V1.0 V2.0 V3.0
				LCD WINDOWS(BLACK) MAGNER	1	1098-3	V1.0
				START SWITCH HOUSING	1	SET-1054	V1.0
				BATCH SWITCH HOUSING	1	SET-1053	V1.0
				HOPPER SENSOR BOARD(CN4)	1	SET-1006	V1.0
				HOPPER SENSOR HARNESS	1	1244	V1.0
				METAL CLAMP (SMALL)	1		
				ROUND HEAD BOLT (M3X10S)	4		
				ROUND HEAD BOLT (M3X4S)	1		
				GROUND CABLE	1	0206	
				HOPPER SENSOR BOARD CLIP	1		
DISPLAY LCD UNIT		 LCD DISPLAY ASSEMBLY		GRAPHIC LCD	1	1261	V2.0
				LCD DISPLAY BOARD ASSEMBLY	1	1002	V2.0
				LCD SPONGE	1	1134	V1.0
				DISPLAY OPERATION HARNESS	1	1234	V1.0
				DISPLAY ES SHIELD V2.0	1	1467	V1.0
				GROUND CABLE	1	0206	
				BIND WASHER HEAD TAPPING SCREW (M3x6)	4		
				SEM'S BOLT (M3x6)	4	SO-BO-002	
				TAPPING SCREW (M2.6x6)	2		

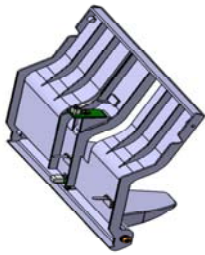









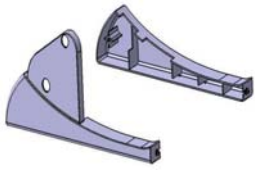











PRODUCT	MAIN ASSEMBLY PICTURE	SUB ASSEMBLY PICTURE	PART PICTURE	PART NAME	Q'TY/1SET	PART NO	VERSION
SUB ENCODER UNIT				SUB ENCODER SENSOR(CN7)	1	0177	V1.0
				SUB ENCODER BRACKET	1	1179	V1.0
				SUB ENCODER	1	1178	V1.0
				SEM'S BOLT (M3x6)	1	SO-BO-002	
				SEM'S BOLT (M4x10)	1	SO-BO-009	
MAIN ENCODER UNIT				MAIN ENCODER HOUSING MODULE	1	SET-1023	V1.0
				MAIN ENCODER	1	1281	V1.0
				MAIN ENCODER COVER	1	1102	V1.0
				ENCODER SPONGE	2	SO-SP-001	V1.0
				MAIN ENCODER WASHER	2	1192	V1.0
				PLAIN WASHER (Φ3)	1		
				BIND WASHER HEAD TAPPING SCREW (M3x6)	4		
				SEM'S BOLT (M3x6)	2	SO-BO-002	
				SEM'S BOLT (M3x8)	2	SO-BO-014	



PRODUCT	MAIN ASSEMBLY PICTURE	SUB ASSEMBLY PICTURE	PART PICTURE	PART NAME	Q'TY/1SET	PART NO	VERSION
SIDE COVER UNIT				RIGHT SIDE COVER	1	1103	V1.0
				RIGHT COVER BUTTON	1	1105	V1.0
				PLAIN WASHER (Φ6)	1		
				E-RING 5	1		
				SIDE RIGHT COVER PLATE(BLACK) SIDE RIGHT COVER PLATE(BLUE)	1	1361-1 1361	V1.0
				TERAS BOLT (M4x8)	1		
				COUNTERSUNK FLAT HEAD BOLT (M4x8)	2		
				LEFT SIDE COVER	1	1104	V1.0
				LEFT COVER BUTTON	1	1106	V1.0
				PLAIN WASHER (Φ6)	1		
				E-RING 5	1		
				SIDE LEFT COVER PLATE(BLACK) SIDE LEFT COVER PLATE(BLUE)	1	1361-3 1361-2	V1.0
				TERAS BOLT (M4x8)	1		
				COUNTERSUNK FLAT HEAD BOLT (M4x8)	2		
HOPPER GUIDE COVER UNIT				HOPPER GUIDE COVER(BLACK) HOPPER GUIDE COVER(BLUE)	1	1096-2 1096	V1.0
				SEM'S BOLT (M4x10)	2	SO-BO-009	
				HOPPER GUIDE PINION	1	1079	V1.0
				HOPPER GUIDE RACK (LEFT)	1	1107	V1.0
				HOPPER GUIDE RACK (RIGHT)	1	1107	V1.0
				HOPPER GUIDE RIGHT (WITH INSERT)	1	1108	V1.0 V2.0
				HOPPER GUIDE LEFT (WITH INSERT)	1	1109	V1.0 V2.0
				RACK SPRING PLATE	1	1201	V1.0
				SEM'S BOLT (M3x8)	1	SO-BO-014	
				PLAIN WASHER (Φ6)	1		
				TAPPING SCREW (M3x8)	1		
				INSULATING WASHER (Φ3)	1	SO-IW-001	

PRODUCT	MAIN ASSEMBLY PICTURE	SUB ASSEMBLY PICTURE	PART PICTURE	PART NAME	Q'TY/1SET	PART NO	VERSION
HOPPER COVER UNIT				HOPPER COVER(BLACK) + STICKER	1	1095-2	V1.0
				HOPPER COVER(BLUE) + STICKER	1	1095-1	V2.0
LOWER SIDE PLATE UNIT		 LOWER SIDE RIGHT PLATE		LOWER SIDE RIGHT PLATE	1	1181	V1.0
				MAIN HINGE RIGHT HOOK	1	1182	V1.0
				SEM'S BOLT (M4x10)	2	SO-BO-009	
		 LOWER SIDE LEFT PLATE		LOWER SIDE LEFT PLATE	1	1183	V1.0
				MAIN HINGE LEFT HOOK	1	1184	V1.0
				SEM'S BOLT (M3x6)	1	SO-BO-002	
				METAL CLAMP (SMALL)	1	SO-MC-001	
				METAL CLAMP (LARGE)	1	SO-MC-002	
				FRAME SENSOR BRACKET	1	1185	V1.0
				FRAME SENSOR BOARD	1	SET-209	V1.0
				HARNESS MOUNT(S)	2		
		ADDITIONAL PARTS		SEM'S BOLT (M4x10)	6	SO-BO-009	
BOTTOM PLATE UNIT				BOTTOM PLATE	1	1186	V1.0
				RUBBER FOOT	4	1300	
				SEM'S BOLT (M4x10)	4	SO-BO-009	
				BOTTOM SPARE PLATE(BLUE)	1	1199	V1.0
				BOTTOM SPARE PLATE(BLACK)	1	1199-1	
				BIND WASHER HEAD BOLT (M3x6)	2		
				STACKER RIDGE PLATE	1	1187	V1.0
				SEM'S BOLT (M3x6)	2	SO-BO-002	
				HARNESS MOUNT(LARGE)	3	SO-MH-003	

PRODUCT	MAIN ASSEMBLY PICTURE	SUB ASSEMBLY PICTURE	PART PICTURE	PART NAME	Q'TY/1SET	PART NO	VERSION
SORTING PLATE UNIT		 <div>VERSION 2</div> <p>PART NAME : IR TENSION ROLLER ASSEMBLY PART NUMBER: S-SET-1077</p>		IR TENSION ROLLER SHAFT ASSEMBLY-V2.0	1	S-SET-1076	V1.0 V2.0
				TURNOVER TENSION ROLLER BRACKET	1	1189	V1.0
				GUIDE ROLLER BEARING(F685ZZ) AND CORE	2	0010	V1.0
				E-RING 4	2		
				FILM WASHER	2		
				SORTING TENSION ROLLER SPRING	1		V1.0
		 <p>PART NAME : (TURNOVER+SORTING) TENSION ROLLER BRACKET ASSEMBLY PART NUMBER: S-SET-1075</p>		TURNOVER TENSION ROLLER SHAFT ASSEMBLY	1	S-SET-1073	V1.0
				SORTING TENSION ROLLER SHAFT ASSEMBLY	1	S-SET-1074	V1.0
				SORTING TENSION ROLLER BRACKET	1	1190	V1.0
				SLIDING GUIDE ROLLER BEARING(F685ZZ) AND CORE	4	SET-029	V1.0
				E-RING 4	2		
				FILM WASHER	2		
				SORTING TENSION ROLLER SPRING	1		V1.0
				SEMS BOLT (M3x6)	2	SO-BO-002	

PRODUCT	MAIN ASSEMBLY PICTURE	SUB ASSEMBLY PICTURE	PART PICTURE	PART NAME	Q'TY/1SET	PART NO	VERSION
		ADDITIONAL PARTS		SORTING PLATE	1	1188-1	V1.0 V2.0
				ANITSTATIC BRUSH	1	1461	V1.0
				COUNTER LED BOARD(CN8L,R)	2	SET-1024	V1.0
				REJECT COUNTER LED & FRONT HARNESS(CN8)	1	1238	V1.0
				SENSOR GUIDE	2	0081-1	V1.0
				PLAIN WASHER (Φ3)	4		
				HARNESS MOUNT(S)	1	SO-HM-001	
				METAL CLAMP (SMALL)	2	0323	
				ROUND HEAD BOLT (M3x8)	2		
				SEMS BOLT (M3X8)	1	SO-BO-014	
				ROUND HEAD BOLT (M3X4S)	2		
				COUNTERSUNK FLAT HEAD (M3X8)	6		
SMPS UNIT				SMPS	1	1265	V1.0
		ADDITIONAL PARTS		SMPS INPUT HARNESS+ NOISE FILTER (V2.0)	1	SET-1067	V1.0 V2.0
				SMPS OUTPUT-1 HARNESS	1	1232	V1.0
				SMPS OUTPUT-2 HARNESS- V3.0	1	1233	V3.0
				SEMS BOLT (M3X8)	4	SO-BO-002	

PRODUCT	MAIN ASSEMBLY PICTURE	SUB ASSEMBLY PICTURE	PART PICTURE	PART NAME	Q'TY/1SET	PART NO	VERSION
STACKER COVER UNIT				STACKER COVER(BLACK) STACKER COVER(BLUE)	1	SET-1052-3 SET-1052-2	V1.0
				STACKER LED BOARD(CN5)	1	SET-008	V1.0
				STACKER LED & SENSOR HARNESS	1	1242	V1.0
				STACKER TR SENSOR BOARD(CN6)	1	SET-1026	V1.0
				METAL CLAMP (SMALL)	3	0323	
				BIND WASHER HEAD TAPPING SCREW (M3x6)	1	SO-TS-002	
				TAPPING SCREW (M3x8)	1	SO-BO-027	
				SEMS BOLT (M4x10)	2	SO-BO-009	
LOWER SIDE COVER UNIT				LOWER SIDE RIGHT COVER(SILVER)	1	1113	V1.0
				TERAS BOLT (M4x10)	1		
				COUNTERSUNK FLAT HEAD (M4x10)	1		
				LOWER SIDE LEFT COVER(SILVER)	1	1114	V1.0
				TERAS BOLT (M4x10)	1		
				COUNTERSUNK FLAT HEAD (M4x10)	1		
LOWER REAR COVER UNIT				LOWER REAR COVER(BLACK) LOWER REAR COVER(BLUE)	1	1092-2 1092	V1.0
				TERAS BOLT (M4x10)	1		

PRODUCT	MAIN ASSEMBLY PICTURE	SUB ASSEMBLY PICTURE	PART PICTURE	PART NAME	Q'TY/1SET	PART NO	VERSION
PACKING & ACCESSORY				C/T BOX MAGNER 150	1	1401	V1.0
				2P-STYROFOAM	1	1421	V1.0
				POWER CABLE (220V)	1	0107	V1.0
				POWER CABLE (110V)	1	0108	V1.0
				PC CABLE BETWEEN PC AND MACHINE(15P-9P)	1	1259	V1.0
				PRINTER CABLE BETWEEN PRINTER AND MACHINE(15P-25P)	1	1258	V1.0
				MAGNER 150 USER MANUAL	1	1427	V1.0
				TURN TABLE	1	2002	V1.0
				DUST COVER	1	1299	V1.0
UPGRADE KIT				UPGRADE BOARD ASSEMBLY	1	2010	V1.0
				CALIBRATION PAPER SET	1	2011	V1.0
				CIS JIG FOR CALIBRATION	1	2012	V1.0
				GRAY STICKER FOR CIS JIG	1	2012-1	
				SERIAL CABLE FOR UPGRADE AND DIVIDER(15P-15P)	1	2013	V1.0
				USB CABLE	1	2014	V1.0
				DIVIDER ASSEMBLY	1	2015	V1.0
				SERIAL CABLE FOR UPGRADE AND DIVIDER(15P-15P)	1	2013	V1.0
				SERIAL CABLE BETWEEN DIVIDER AND PC(9P-9P)	1	2016	V1.0
				USB TO SERIAL CONVERTER CABLE (USB-15P)	1	2017	V1.0